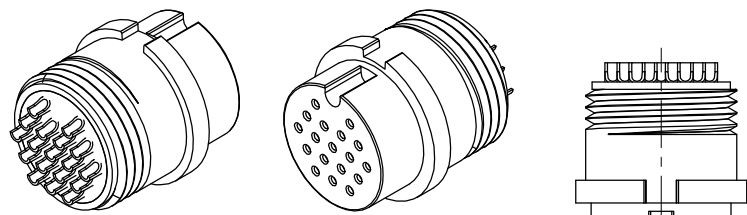
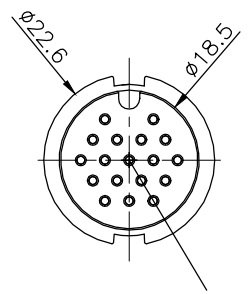
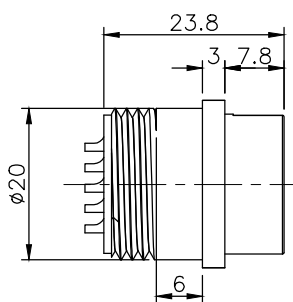


REV.	DESCRIPTION	DRAWN	DATE
1	INITIAL RELEASE	TIM	2020/06/10

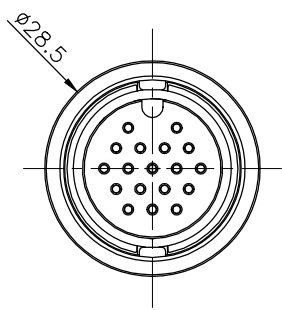


SPECIFICATION:

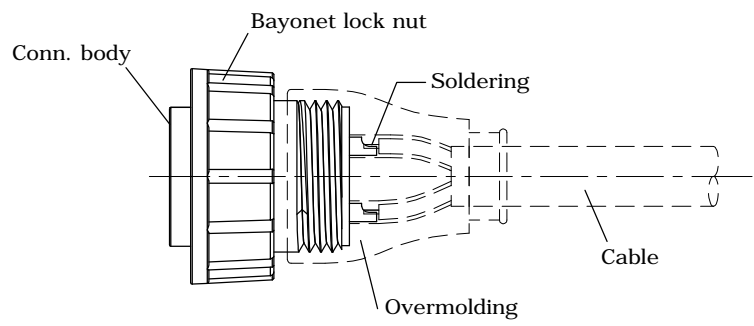
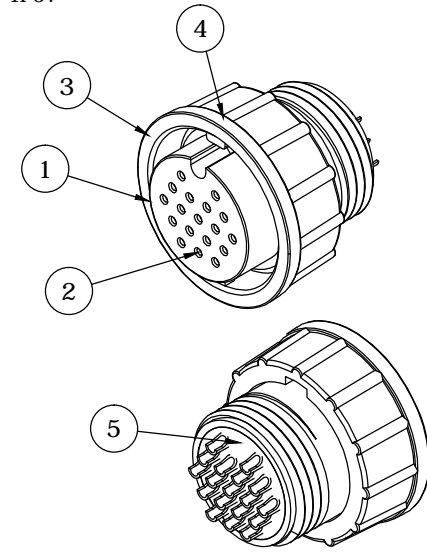
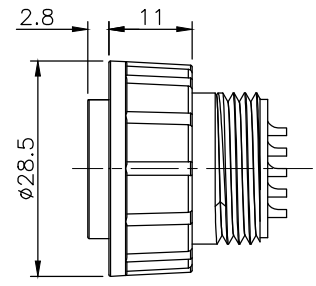
1. Current Rating: 2A/ 5A/ 20A per pin (see P2. table)
2. Contact Resistance: 10mΩ
3. Insulation Resistance: 100MΩ
4. Dielectric Withstanding Voltage: 500VAC
5. Durability: 1000 Cycle
6. Operating temperature range: -40°C~+85°C
7. Storage temperature range: -40°C~+85°C
8. Water Proof: IP67



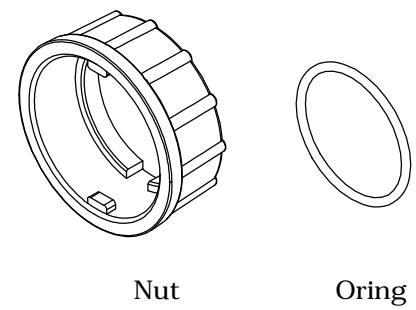
Body




Assembly View



Cable overmolding, bayonet lock, female gender female pin, solder bucket

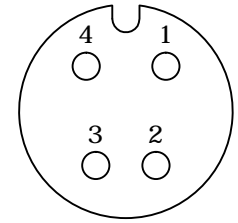
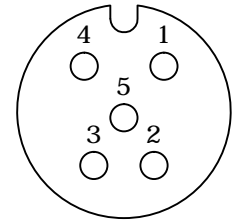
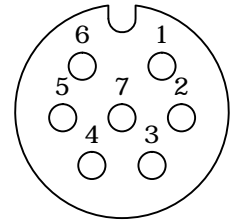
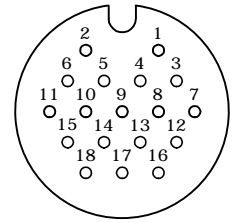
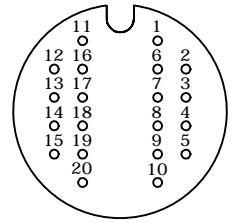


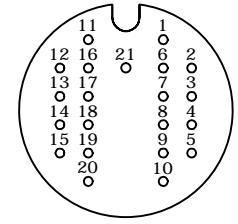
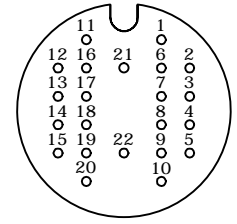
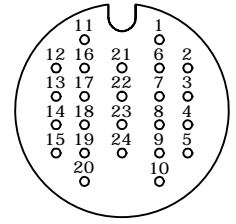
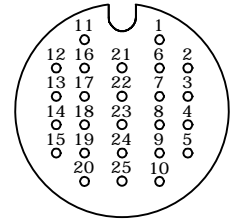
Accessories

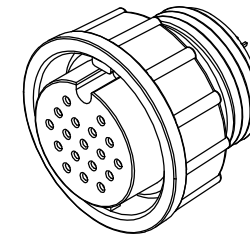
5	GLUE	EPOXY						
4	ORING	Silicone, Gray						
3	HEX NUT	PA66, UL94V-0, Black						
2	CONTACT	Brass, 1u' Min. Gold Plating over Nickel						
1	HOUSING	PA66, UL94V-0, Black						
NO.	PART NAME	DESCRIPTION						
UNLESS OTHERWISE SPECIFIED TOLERANCE								
UNIT:	DECIMAL	LINEAR	ANGLES					
mm	X.	±0.50	±5°					
	X.X	±0.25	±3°					
	X.XX	±0.12	±1°					
DRAWN		Tim	2020/06/10	 www.attend.com.tw DRAWN NAME: D Size Connector, Overmolding Cable Lock Bayonet, F Skt F Solder Pin				
CHECKED		Fros	2020/06/10					
APPROVED		Ken	2020/06/10					
PRODUCT NO.		see page 2 table						
SCALE		1/1	SHEET	1/2	SIZE	A4	FILE NAME	227D-MFFO_B_1

REV.	DESCRIPTION	DRAWN	DATE
	SEE SHEET ONE		



TABLE: Pin Count/ Pin Assignment/ Current Rating/ Part Number

Part Number	227D-04F02	227D-05F02	227D-07F02	227D-18F16	227D-20F01
Pin Assignment					
Pin Count	4Pin	5Pin	7Pin	18Pin	20Pin
Current Rating	20A	20A	20A	5A	2A

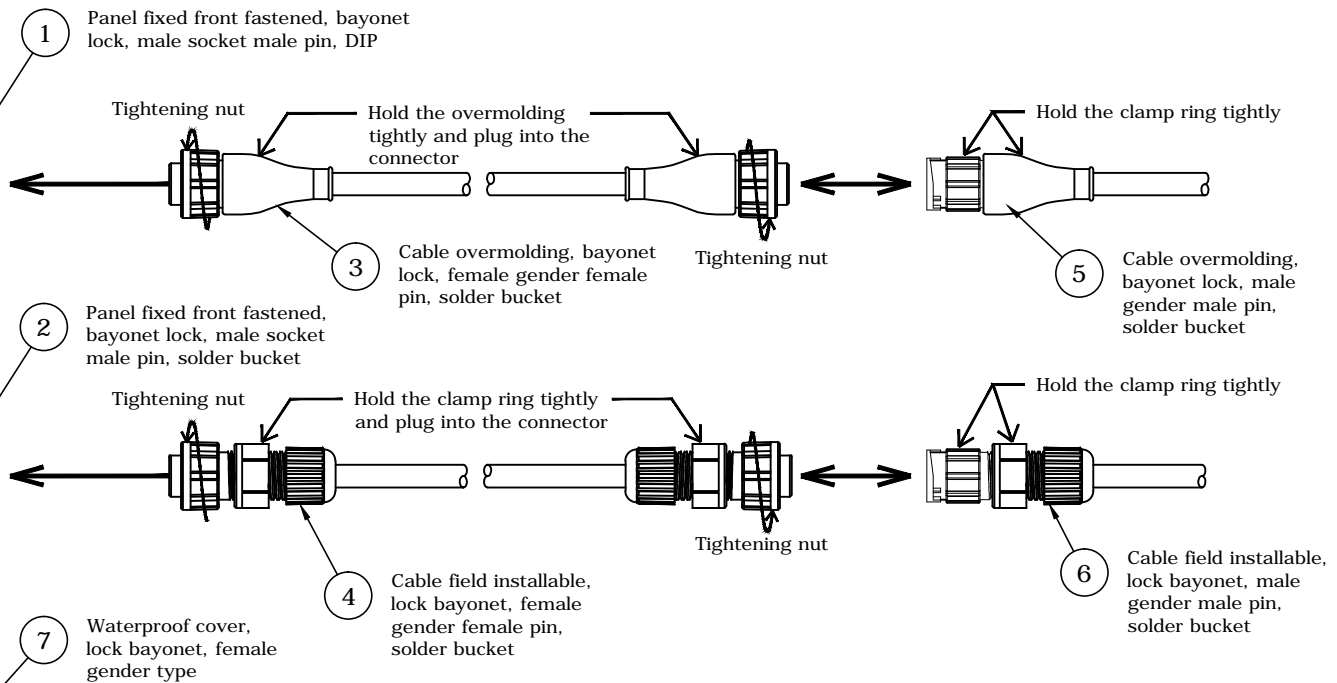
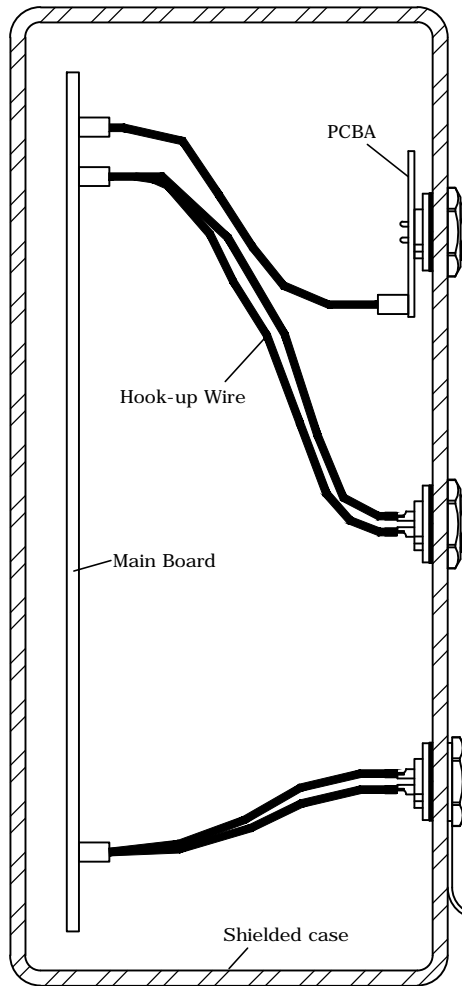
Part Number	227D-21F01	227D-22F01	227D-24F01	227D-25F01
Pin Assignment				
Pin Count	21Pin	22Pin	24Pin	25Pin
Current Rating	2A	2A	2A	2A



Drawing Number: 227D-MFF0
Description: D size connector, overmolding cable lock bayonet, female socket female pin, solder bucket


UNLESS OTHERWISE SPECIFIED TOLERANCE				 www.attend.com.tw					
UNIT:	DECIMAL	LINEAR	ANGLES			DRAWN NAME: D Size Connector, Overmolding Cable Lock Bayonet, F Skt F Solder Pin			
mm	X.	±0.50	±5°					PRODUCT NO. see table	
	X.X	±0.25	±3°						
	X.XX	±0.12	±1°						
DRAWN	Tim	2020/06/10	SCALE 1/1						
CHECKED	Fros	2020/06/10	SHEET 2/2						
APPROVED	Ken	2020/06/10	SIZE A4						
									

REV.	DESCRIPTION	DRAWN	DATE
1	INITIAL RELEASE	TIM	2020/06/10



Application	Ball no.	Drawing Number	Gender		Matchable drawing numbers			
			Conn. type	Pin type	1	2	3	4
Panel Fixed	①	227D-DMM0	Male	Male	227D-MFF0	227D-AFF0	227D-0001	
	②	227D-SMM0			③	④	⑦	
Cable	③	227D-MFF0	Female	Female	227D-DMM0	227D-SMM0	227D-MMM0	227D-AMM0
	④	227D-AFF0			①	②	⑤	⑥
	⑤	227D-MMM0	Male	Male	227D-MFF0	227D-AFF0	227D-0001	
	⑥	227D-AMM0			③	④	⑦	
Accessories	⑦	227D-0001	Female		①	②	⑤	⑥

UNLESS OTHERWISE SPECIFIED TOLERANCE			
UNIT:	DECIMAL	LINEAR	ANGLES
mm	X.	±0.50	±5°
	X.X	±0.25	±3°
	X.XX	±0.12	±1°
DRAWN	Tim	2020/06/10	
CHECKED	Fros	2020/06/10	
APPROVED	Ken	2020/06/10	
SCALE	1/2	SHEET	1/1
		SIZE	A4


ATTEND
www.attend.com.tw

DRAWN NAME:
 D Size Water Proof Connector
 Application Drawing

PRODUCT NO.
 227D-Series_B_1

FILE NAME
 227D-Series_B_1