








FI-X30HL

Product Details



Part Number	FI-X30HL
Status	Active
Features	1.0mm pitch, for interface of LCD, 30 pos., Cable side plug housing
Number of Positions	30 pos.
Contact Pitch (mm)	1.0 mm
Connector Type	Cable side plug housing
Connector Style	
Wire Termination Style	Crimp
PCB Mounting Method	
Applicable Wire	Discrete wire
Applicable Wire Size	
Applicable Wire Insulation Diameter (mm)	
Remarks on Applicable Wire	
Material of Contact	-

Finish of Contact in Connecting Area	-
Finish of Contact in Terminal Area	-
Finish of Contact in PCB Mounting Area	-
Shell, Material/ Finish	Copper alloy/ Tin plating
Material of Housing	Heat resisting plastic (UL94V-0)
Locking Feature	Mechanical lock
PCB Mounted Height (mm)	-
Applicable Contacts	FI-XC3B-1-15000
Applicable Product Part Numbers	
Packaging Type	
Quantity in The Standard Packaging (pieces)	
Documents	<div style="display: flex; flex-wrap: wrap; gap: 10px;"> <div style="border: 1px solid #ccc; padding: 5px; margin-right: 10px;">Drawings </div> <div style="border: 1px solid #ccc; padding: 5px; margin-right: 10px;">Specifications </div> <div style="border: 1px solid #ccc; padding: 5px; margin-right: 10px;">3D Models </div> <div style="border: 1px solid #ccc; padding: 5px;">PDF Download </div> </div>
Stock Search	<div style="border: 1px solid #ccc; padding: 5px; display: inline-block;">Stock Search </div>
RoHS compliant	10 substances (2011/65/EU, (EU)2015/863)
REACH compliant	223 substances (17/01/2022)
Environment Information	<div style="border: 1px solid #ccc; padding: 5px; display: inline-block;">RoHS/Reach Certificate </div>

Combination

FI-XB30SSRLA-HF16

FI-X30SSLA-HF

FI-X30SSLA-HF-R2500

Remarks

Notice

1. The values specified in this web site are only for reference. The products and their specifications are subject to change without notice. Contact our sales staff for further information before considering or ordering any of our products.

For purchase, a product specification must be agreed upon.

2. Users are requested to provide protection circuits and redundancy circuits to ensure safety of the equipment, and sufficiently review the suitability of JAE's products to the equipment.

3. The products presented in this web site are designed for the uses recommended below.

We strongly suggest you contact our sales staff when considering use of any of the products in any other way than the recommended applications or for a specific use that requires an extremely high reliability.

(1) Applications that require consultation:

- * Please contact us if you are considering use involving a quality assurance program that you specify or that is peculiar to the industry, such as:

Automotive electrical components, train control, telecommunications devices (mainline), traffic light control, electric power, combustion control, fire prevention or security systems, disaster evention equipment, etc.

- * We may separately give you our support with a quality assurance program that you specify, when you think of a use such as :

Aviation or space equipment, submarine repeaters, nuclear power control systems, medical equipment for life support, etc.

(2) Recommended applications include:

* Computers, office appliances, telecommunications devices (terminals, mobile units), measuring equipment, audiovisual equipment, home electric appliances, factory automation equipment, etc