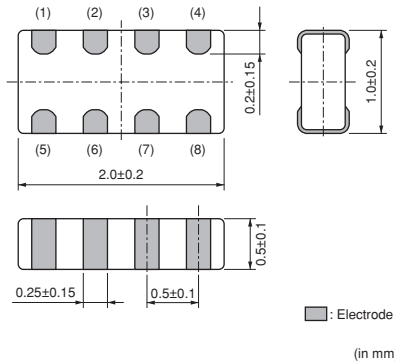


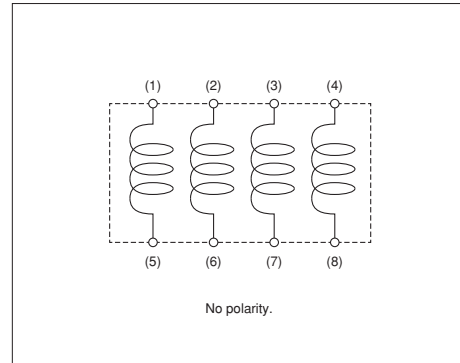
EMIFIL® (Inductor type) Chip Ferrite Bead (Array)

BLA2AA/BLA2AB Series (0804 Size)

■ Dimensions



■ Equivalent Circuit



■ Packaging

Code	Packaging	Minimum Quantity
D	180mm Paper Tape	10000
J	330mm Paper Tape	50000
B	Bulk(Bag)	1000

■ Rated Value (□: packaging code)

Part Number	Impedance (at 100MHz/20°C)	Impedance (at 1GHz/20°C)	Rated Current	DC Resistance	Operating Temperature Range
BLA2AAG121SN4□	120ohm ±25%	-	100mA	0.50ohm max.	-55 to +125°C
BLA2AAG221SN4□	220ohm ±25%	-	50mA	0.70ohm max.	-55 to +125°C
BLA2AAG601SN4□	600ohm ±25%	-	50mA	1.10ohm max.	-55 to +125°C
BLA2AAG102SN4□	1000ohm ±25%	-	50mA	1.30ohm max.	-55 to +125°C
BLA2ABD750SN4□	75ohm ±25%	-	200mA	0.20ohm max.	-55 to +125°C
BLA2ABD121SN4□	120ohm ±25%	-	200mA	0.35ohm max.	-55 to +125°C
BLA2ABD221SN4□	220ohm ±25%	-	100mA	0.40ohm max.	-55 to +125°C
BLA2ABD471SN4□	470ohm ±25%	-	100mA	0.65ohm max.	-55 to +125°C
BLA2ABD601SN4□	600ohm ±25%	-	100mA	0.80ohm max.	-55 to +125°C
BLA2ABD102SN4□	1000ohm ±25%	-	50mA	1.00ohm max.	-55 to +125°C
BLA2ABB100SN4□	10ohm ±25%	-	200mA	0.1ohm max.	-55 to +125°C
BLA2ABB220SN4□	22ohm ±25%	-	200mA	0.2ohm max.	-55 to +125°C
BLA2ABB470SN4□	47ohm ±25%	-	200mA	0.35ohm max.	-55 to +125°C
BLA2ABB121SN4□	120ohm ±25%	-	50mA	0.60ohm max.	-55 to +125°C
BLA2ABB221SN4□	220ohm ±25%	-	50mA	0.90ohm max.	-55 to +125°C

Number of Circuits: 4

Continued on the following page.

● This data sheet is applied for CHIP FERRITE BEAD used for General Electronics equipment for your design.

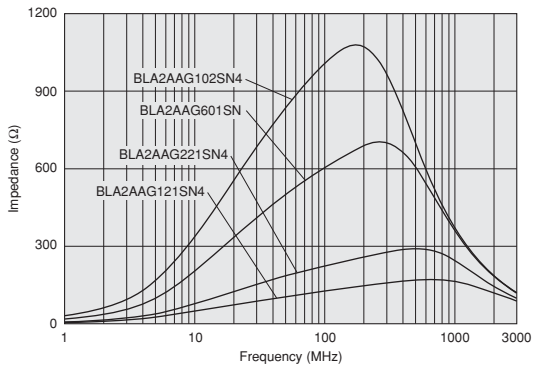
⚠ Note:

- This datasheet is downloaded from the website of Murata Manufacturing co., ltd. Therefore, it's specifications are subject to change or our products in it may be discontinued without advance notice. Please check with our sales representatives or product engineers before ordering.
- This datasheet has only typical specifications because there is no space for detailed specifications. Therefore, please approve our product specifications or transact the approval sheet for product specifications before ordering.

Continued from the preceding page.

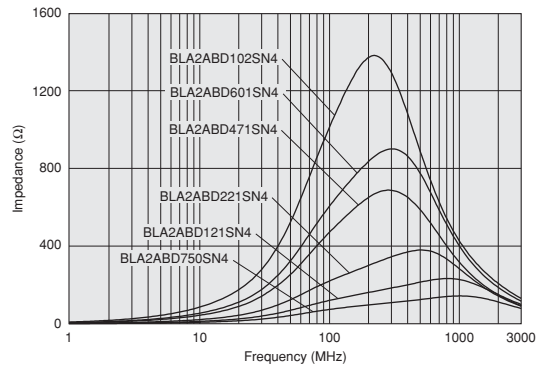
Impedance-Frequency Characteristics (Main Items)

BLA2AAG Series



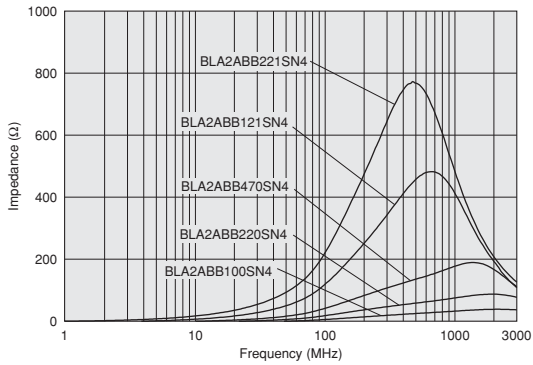
Impedance-Frequency Characteristics (Main Items)

BLA2ABD Series



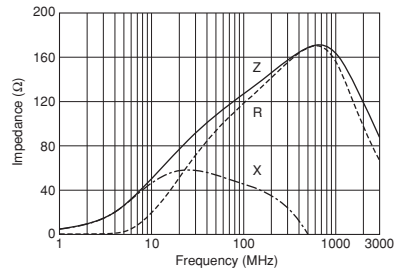
Impedance-Frequency Characteristics (Main Items)

BLA2ABB Series



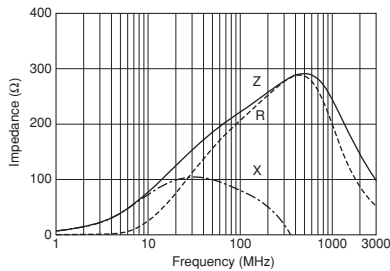
Impedance-Frequency Characteristics

BLA2AAG121SN4



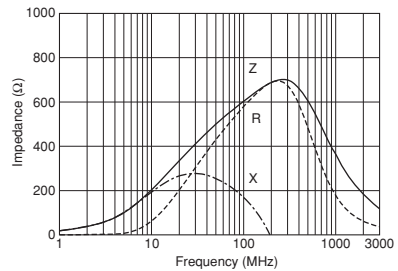
Impedance-Frequency Characteristics

BLA2AAG221SN4



Impedance-Frequency Characteristics

BLA2AAG601SN4



Continued on the following page.

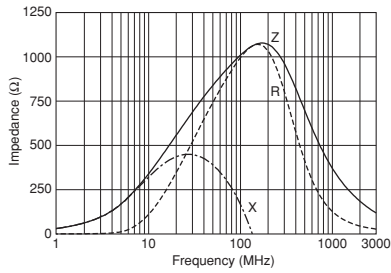
● This data sheet is applied for CHIP FERRITE BEAD used for General Electronics equipment for your design.

Note:

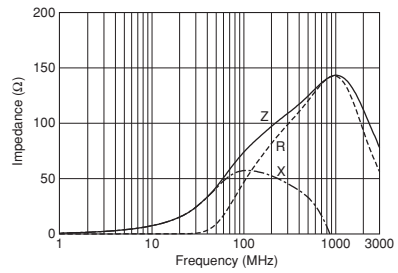
1. This datasheet is downloaded from the website of Murata Manufacturing co., ltd. Therefore, it's specifications are subject to change or our products in it may be discontinued without advance notice. Please check with our sales representatives or product engineers before ordering.
2. This datasheet has only typical specifications because there is no space for detailed specifications. Therefore, please approve our product specifications or transact the approval sheet for product specifications before ordering.

Continued from the preceding page.

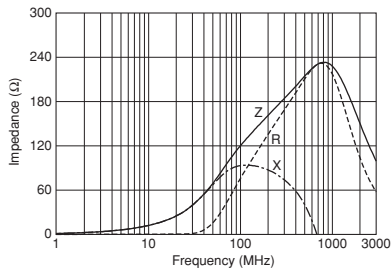
Impedance-Frequency Characteristics
BLA2AAG102SN4



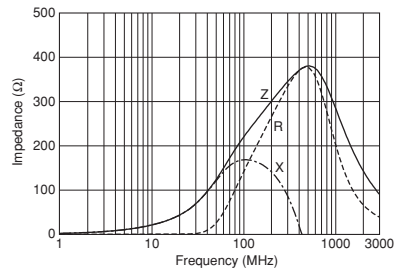
Impedance-Frequency Characteristics
BLA2ABD750SN4



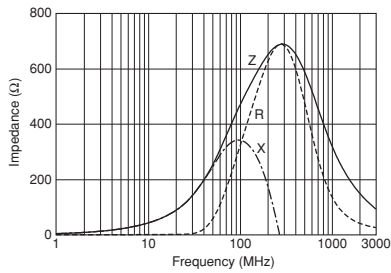
Impedance-Frequency Characteristics
BLA2ABD121SN4



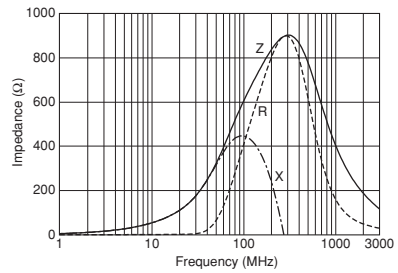
Impedance-Frequency Characteristics
BLA2ABD221SN4



Impedance-Frequency Characteristics
BLA2ABD471SN4



Impedance-Frequency Characteristics
BLA2ABD601SN4



Continued on the following page.

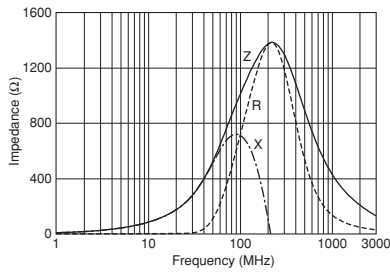
● This data sheet is applied for CHIP FERRITE BEAD used for General Electronics equipment for your design.

Note:

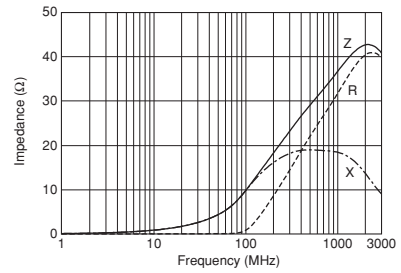
1. This datasheet is downloaded from the website of Murata Manufacturing co., ltd. Therefore, it's specifications are subject to change or our products in it may be discontinued without advance notice. Please check with our sales representatives or product engineers before ordering.
2. This datasheet has only typical specifications because there is no space for detailed specifications. Therefore, please approve our product specifications or transact the approval sheet for product specifications before ordering.

Continued from the preceding page.

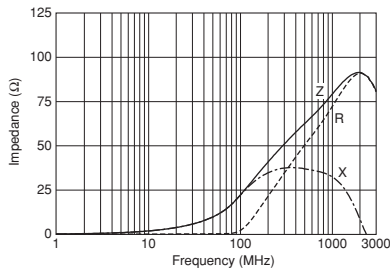
Impedance-Frequency Characteristics
BLA2ABD102SN4



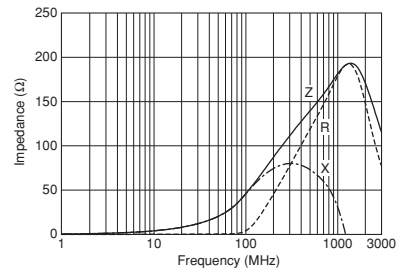
Impedance-Frequency Characteristics
BLA2ABB100SN4



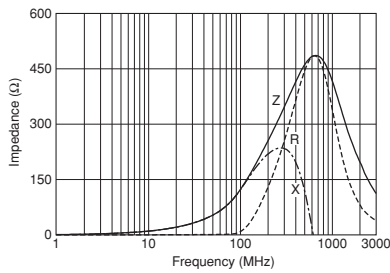
Impedance-Frequency Characteristics
BLA2ABB220SN4



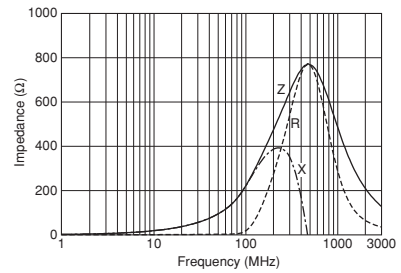
Impedance-Frequency Characteristics
BLA2ABB470SN4



Impedance-Frequency Characteristics
BLA2ABB121SN4



Impedance-Frequency Characteristics
BLA2ABB221SN4




Continued on the following page.

● This data sheet is applied for CHIP FERRITE BEAD used for General Electronics equipment for your design.

Note:

1. This datasheet is downloaded from the website of Murata Manufacturing co., ltd. Therefore, it's specifications are subject to change or our products in it may be discontinued without advance notice. Please check with our sales representatives or product engineers before ordering.
2. This datasheet has only typical specifications because there is no space for detailed specifications. Therefore, please approve our product specifications or transact the approval sheet for product specifications before ordering.

 Continued from the preceding page.

■ Caution/Notice

Caution (Rating)

Do not use products beyond the rated current as this may create excessive heat and deteriorate the insulation resistance.

Notice

Solderability of Tin plating termination chip might be deteriorated when low temperature soldering profile where peak solder temperature is below the Tin melting point is used. Please confirm the solderability of Tin plating termination chip before use.

● This data sheet is applied for CHIP FERRITE BEAD used for General Electronics equipment for your design.

Note:

1. This datasheet is downloaded from the website of Murata Manufacturing co., ltd. Therefore, it's specifications are subject to change or our products in it may be discontinued without advance notice. Please check with our sales representatives or product engineers before ordering.
2. This datasheet has only typical specifications because there is no space for detailed specifications. Therefore, please approve our product specifications or transact the approval sheet for product specifications before ordering.