LQG15HS Series (0402 Size)

E-12 Step | E-24 Step | Reflow OK

Designed under Industrial Global Standard

■ Dimensions

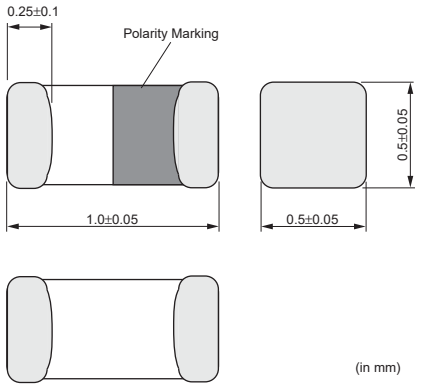

■ Packaging

Code	Packaging	Minimum Quantity
D	180mm Paper Tape	10000
J	330mm Paper Tape	50000
B	Bulk(Bag)	1000

Refer to pages from p.155 to p.158 for mounting information.

■ Rated Value (□: packaging code)

Part Number	Inductance	Test Frequency	Rated Current	Max. of DC Resistance	Q (min.)	Test Frequency	Self Resonance Frequency (min.)	
LQG15HS1N0S02□	1.0nH±0.3nH	100MHz	300mA	0.07ohm	8	100MHz	10000MHz	Kit
LQG15HS1N1S02□	1.1nH±0.3nH	100MHz	300mA	0.09ohm	8	100MHz	6000MHz	Kit
LQG15HS1N2S02□	1.2nH±0.3nH	100MHz	300mA	0.09ohm	8	100MHz	6000MHz	Kit
LQG15HS1N3S02□	1.3nH±0.3nH	100MHz	300mA	0.09ohm	8	100MHz	6000MHz	Kit
LQG15HS1N5S02□	1.5nH±0.3nH	100MHz	300mA	0.1ohm	8	100MHz	6000MHz	Kit
LQG15HS1N6S02□	1.6nH±0.3nH	100MHz	300mA	0.1ohm	8	100MHz	6000MHz	Kit
LQG15HS1N8S02□	1.8nH±0.3nH	100MHz	300mA	0.1ohm	8	100MHz	6000MHz	Kit
LQG15HS2N0S02□	2.0nH±0.3nH	100MHz	300mA	0.1ohm	8	100MHz	6000MHz	Kit
LQG15HS2N2S02□	2.2nH±0.3nH	100MHz	300mA	0.12ohm	8	100MHz	6000MHz	Kit
LQG15HS2N4S02□	2.4nH±0.3nH	100MHz	300mA	0.15ohm	8	100MHz	6000MHz	Kit
LQG15HS2N7S02□	2.7nH±0.3nH	100MHz	300mA	0.15ohm	8	100MHz	6000MHz	Kit
LQG15HS3N0S02□	3.0nH±0.3nH	100MHz	300mA	0.17ohm	8	100MHz	6000MHz	Kit
LQG15HS3N3S02□	3.3nH±0.3nH	100MHz	300mA	0.17ohm	8	100MHz	6000MHz	Kit
LQG15HS3N6S02□	3.6nH±0.3nH	100MHz	300mA	0.18ohm	8	100MHz	6000MHz	Kit
LQG15HS3N9S02□	3.9nH±0.3nH	100MHz	300mA	0.18ohm	8	100MHz	6000MHz	Kit
LQG15HS4N3S02□	4.3nH±0.3nH	100MHz	300mA	0.18ohm	8	100MHz	6000MHz	Kit
LQG15HS4N7S02□	4.7nH±0.3nH	100MHz	300mA	0.18ohm	8	100MHz	6000MHz	Kit
LQG15HS5N1S02□	5.1nH±0.3nH	100MHz	300mA	0.2ohm	8	100MHz	5300MHz	Kit
LQG15HS5N6S02□	5.6nH±0.3nH	100MHz	300mA	0.2ohm	8	100MHz	4500MHz	Kit
LQG15HS6N2S02□	6.2nH±0.3nH	100MHz	300mA	0.22ohm	8	100MHz	4500MHz	Kit
LQG15HS6N8J02□	6.8nH±5%	100MHz	300mA	0.24ohm	8	100MHz	4500MHz	Kit
LQG15HS7N5J02□	7.5nH±5%	100MHz	300mA	0.24ohm	8	100MHz	4200MHz	Kit
LQG15HS8N2J02□	8.2nH±5%	100MHz	300mA	0.24ohm	8	100MHz	3700MHz	Kit
LQG15HS9N1J02□	9.1nH±5%	100MHz	300mA	0.26ohm	8	100MHz	3400MHz	Kit
LQG15HS10NJ02□	10nH±5%	100MHz	300mA	0.26ohm	8	100MHz	3400MHz	Kit
LQG15HS12NJ02□	12nH±5%	100MHz	300mA	0.28ohm	8	100MHz	3000MHz	Kit
LQG15HS15NJ02□	15nH±5%	100MHz	300mA	0.32ohm	8	100MHz	2500MHz	Kit
LQG15HS18NJ02□	18nH±5%	100MHz	300mA	0.36ohm	8	100MHz	2200MHz	Kit
LQG15HS22NJ02□	22nH±5%	100MHz	300mA	0.42ohm	8	100MHz	1900MHz	Kit
LQG15HS27NJ02□	27nH±5%	100MHz	300mA	0.46ohm	8	100MHz	1700MHz	Kit

Operating Temperature Range: -55°C to +125°C Only for reflow soldering.

Continued on the following page.

⚠Note • This PDF catalog is downloaded from the website of Murata Manufacturing co., ltd. Therefore, it's specifications are subject to change or our products in it may be discontinued without advance notice. Please check with our sales representatives or product engineers before ordering.
• This PDF catalog has only typical specifications because there is no space for detailed specifications. Therefore, please approve our product specifications or transact the approval sheet for product specifications before ordering.

Part Number	Inductance	Test Frequency	Rated Current	Max. of DC Resistance	Q (min.)	Test Frequency	Self Resonance Frequency (min.)	
LQG15HS33NJ02□	33nH±5%	100MHz	200mA	0.58ohm	8	100MHz	1600MHz	Kit
LQG15HS39NJ02□	39nH±5%	100MHz	200mA	0.65ohm	8	100MHz	1200MHz	Kit
LQG15HS47NJ02□	47nH±5%	100MHz	200mA	0.72ohm	8	100MHz	1000MHz	Kit
LQG15HS56NJ02□	56nH±5%	100MHz	200mA	0.82ohm	8	100MHz	800MHz	Kit
LQG15HS68NJ02□	68nH±5%	100MHz	180mA	0.92ohm	8	100MHz	800MHz	Kit
LQG15HS82NJ02□	82nH±5%	100MHz	150mA	1.2ohm	8	100MHz	700MHz	Kit
LQG15HSR10J02□	100nH±5%	100MHz	150mA	1.25ohm	8	100MHz	600MHz	Kit
LQG15HSR12J02□	120nH±5%	100MHz	150mA	1.3ohm	8	100MHz	600MHz	Kit
LQG15HSR15J02□	150nH±5%	100MHz	140mA	2.99ohm	8	100MHz	550MHz	Kit
LQG15HSR18J02□	180nH±5%	100MHz	130mA	3.38ohm	8	100MHz	500MHz	Kit
LQG15HSR22J02□	220nH±5%	100MHz	120mA	3.77ohm	8	100MHz	450MHz	Kit
LQG15HSR27J02□	270nH±5%	100MHz	110mA	4.94ohm	8	100MHz	400MHz	Kit

Operating Temperature Range: -55°C to +125°C Only for reflow soldering.

■ Q-Frequency Characteristics (Typ.)

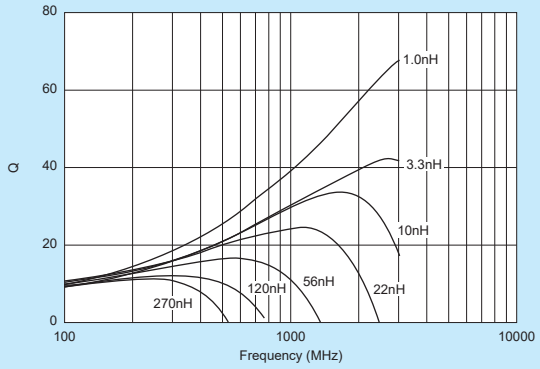

■ Inductance-Frequency Characteristics (Typ.)

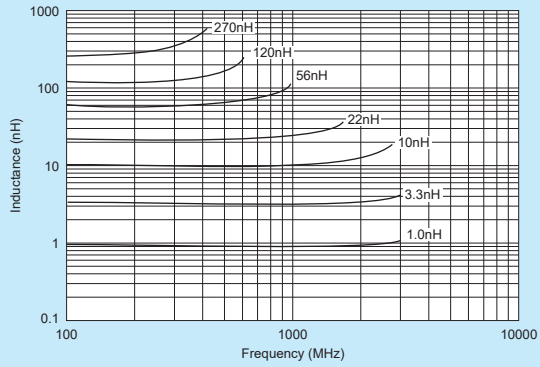

Continued on the following page.

⚠Note • This PDF catalog is downloaded from the website of Murata Manufacturing co., ltd. Therefore, it's specifications are subject to change or our products in it may be discontinued without advance notice. Please check with our sales representatives or product engineers before ordering.
• This PDF catalog has only typical specifications because there is no space for detailed specifications. Therefore, please approve our product specifications or transact the approval sheet for product specifications before ordering.

■ Reference Data

E4991&16197A

Part Number	Inductance (nH) 100MHz	Q (Typ.)					Rdc (Ω Typ.)	SRF (MHz Typ.)
		800MHz	900MHz	1.8GHz	2.0GHz	2.4GHz		
LQG15HS1N0S02	1.0	32	34	51	54	57	0.03	11700
LQG15HS1N1S02	1.1	35	37	59	62	64	0.03	10000
LQG15HS1N2S02	1.2	34	36	56	58	60	0.03	8600
LQG15HS1N3S02	1.3	34	36	56	57	58	0.03	7000
LQG15HS1N5S02	1.5	31	34	50	53	55	0.04	9700
LQG15HS1N6S02	1.6	31	33	50	52	54	0.04	8600
LQG15HS1N8S02	1.8	31	33	48	49	50	0.04	7500
LQG15HS2N0S02	2.0	31	32	47	48	49	0.04	6400
LQG15HS2N2S02	2.2	32	34	48	49	50	0.05	6200
LQG15HS2N4S02	2.4	32	34	51	52	52	0.07	10000
LQG15HS2N7S02	2.7	31	33	49	50	50	0.08	8700
LQG15HS3N0S02	3.0	32	34	49	51	50	0.09	8000
LQG15HS3N3S02	3.3	31	33	46	47	46	0.09	6700
LQG15HS3N6S02	3.6	31	33	45	47	46	0.10	8000
LQG15HS3N9S02	3.9	31	33	49	47	46	0.10	7500
LQG15HS4N3S02	4.3	31	33	44	45	44	0.10	6500
LQG15HS4N7S02	4.7	31	33	42	43	42	0.12	6200
LQG15HS5N1S02	5.1	31	33	44	45	42	0.13	5800
LQG15HS5N6S02	5.6	30	32	41	40	38	0.13	5000
LQG15HS6N2S02	6.2	29	31	41	41	38	0.16	5100
LQG15HS6N8J02	6.8	29	30	40	40	37	0.17	4900
LQG15HS7N5J02	7.5	28	29	38	37	34	0.17	4500
LQG15HS8N2J02	8.2	27	29	35	34	29	0.17	4100
LQG15HS9N1J02	9.1	27	29	36	35	31	0.18	4100
LQG15HS10NJ02	10	27	29	35	33	28	0.18	3900
LQG15HS12NJ02	12	26	27	28	24	18	0.18	3200
LQG15HS15NJ02	15	26	27	25	21	13	0.22	2900
LQG15HS18NJ02	18	25	25	22	18	-	0.26	2800
LQG15HS22NJ02	22	23	24	16	-	-	0.30	2500
LQG15HS27NJ02	27	21	21	-	-	-	0.33	2000
LQG15HS33NJ02	33	20	20	-	-	-	0.40	1900
LQG15HS39NJ02	39	19	18	-	-	-	0.44	1700
LQG15HS47NJ02	47	17	16	-	-	-	0.48	1500
LQG15HS56NJ02	56	15	13	-	-	-	0.55	1300
LQG15HS68NJ02	68	12	10	-	-	-	0.63	1200
LQG15HS82NJ02	82	9	6	-	-	-	0.77	1100
LQG15HSR10J02	100	-	-	-	-	-	0.92	900
LQG15HSR12J02	120	-	-	-	-	-	1.00	800

⚠Note • This PDF catalog is downloaded from the website of Murata Manufacturing co., ltd. Therefore, it's specifications are subject to change or our products in it may be discontinued without advance notice. Please check with our sales representatives or product engineers before ordering.
• This PDF catalog has only typical specifications because there is no space for detailed specifications. Therefore, please approve our product specifications or transact the approval sheet for product specifications before ordering.