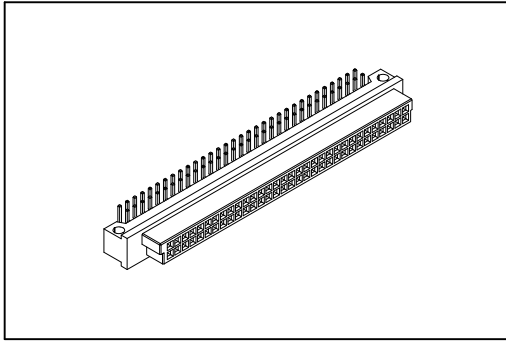


9001 Series

DIN41612 Q Type Female



Material:

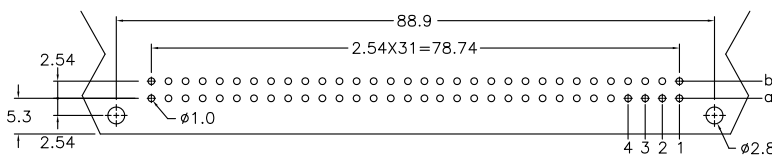
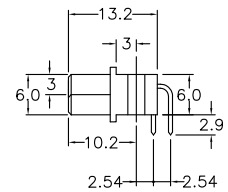
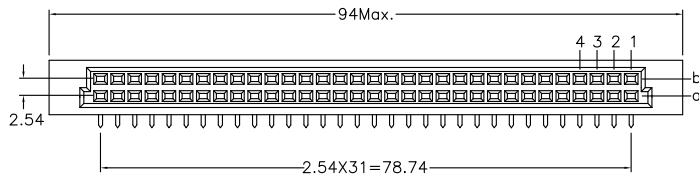
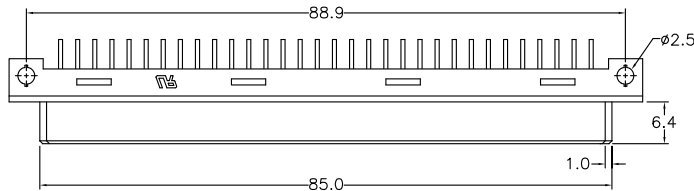
Housing: Thermoplastic Polyester Glass Filled UL94V-0.
 Contacts: Copper Alloy.

Electrical Characteristics:

Current Rating: 2 A.
 Dielectric Withstanding Voltage: AC 1000V.
 Insulator Resistance: 1000MΩ min.
 Contact Resistance: 20mΩ max.
 Operating Temperature: -55°C ~ +125°C.

Features:

* Mates with Male 2Row
 9001-3364, 3332 Q Type.
 9001-3164, 3132 B Type.



P.C. Board Layout

Pitch	Position	Rows with Contacts	Contact Arrange															
2.54mm	64	a b	<table border="1"> <tr><td>■</td><td>■</td><td>■</td><td>■</td><td>b</td></tr> <tr><td>■</td><td>■</td><td>■</td><td>■</td><td>a</td></tr> <tr><td>4</td><td>3</td><td>2</td><td>1</td><td></td></tr> </table>	■	■	■	■	b	■	■	■	■	a	4	3	2	1	
	■	■	■	■	b													
■	■	■	■	a														
4	3	2	1															
32	a -	<table border="1"> <tr><td>+</td><td>+</td><td>+</td><td>+</td><td>b</td></tr> <tr><td>■</td><td>■</td><td>■</td><td>■</td><td>a</td></tr> <tr><td>4</td><td>3</td><td>2</td><td>1</td><td></td></tr> </table>	+	+	+	+	b	■	■	■	■	a	4	3	2	1		
+	+	+	+	b														
■	■	■	■	a														
4	3	2	1															
5.08mm	32	a b	<table border="1"> <tr><td>+</td><td>+</td><td>+</td><td>+</td><td>b</td></tr> <tr><td>+</td><td>+</td><td>+</td><td>+</td><td>a</td></tr> <tr><td>4</td><td>3</td><td>2</td><td>1</td><td></td></tr> </table>	+	+	+	+	b	+	+	+	+	a	4	3	2	1	
	+	+	+	+	b													
+	+	+	+	a														
4	3	2	1															
16	a -	<table border="1"> <tr><td>+</td><td>+</td><td>+</td><td>+</td><td>b</td></tr> <tr><td>+</td><td>+</td><td>+</td><td>+</td><td>a</td></tr> <tr><td>4</td><td>3</td><td>2</td><td>1</td><td></td></tr> </table>	+	+	+	+	b	+	+	+	+	a	4	3	2	1		
+	+	+	+	b														
+	+	+	+	a														
4	3	2	1															

Ordering information

9001- Series
3 3: 2.54mm
 4: 5.08mm
4 4: Female
64 Position
1 1: Dip Length
C C: Selective Gold Plated
00 00: G/F
L1 L1: With Lock
 Blank: W/O Lock
 See Page CA03
A A: Tray Package

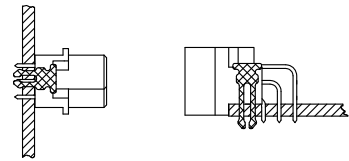
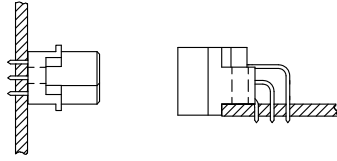
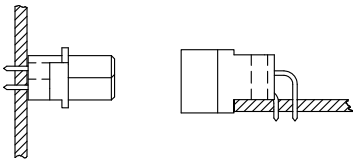
9001 Series

DIN41612 Mating Introduce

2 Row insulator
 B (Standard mounting)
 Mounting axis
 of the connector

3 Row insulator
 C (Standard mounting)
 Mounting axis
 of the connector

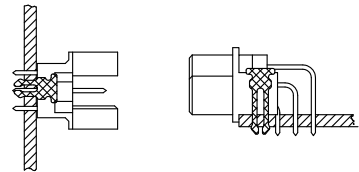
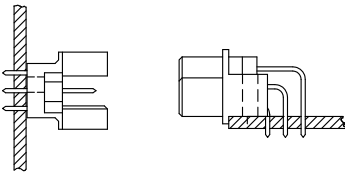
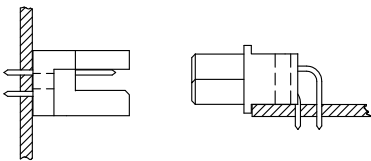
Board lock available
 L1=P.C.B. Thickness 1.6 ~2.0 mm
 L2=P.C.B. Thickness 2.8 ~3.2 mm



Q (Reverse mounting)
 Mounting axis
 of the connector

R (Reverse mounting)
 Mounting axis
 of the connector

Board lock available
 L1=P.C.B. Thickness 1.6 ~2.0 mm
 L2=P.C.B. Thickness 2.8 ~3.2 mm



I.D.C. Type Ribbon Cable

Press Fit Type
 2 Row insulator

3 Row insulator

2 Row insulator

3 Row insulator

