



DC COMPONENTS CO., LTD.
RECTIFIER SPECIALISTS

BZQ55C2V4
THRU
BZQ55C39

TECHNICAL SPECIFICATIONS OF GLASS SILICON ZENER DIODES

FEATURES

- * Voltage Range: 2.4V to 39V
- * Double slug type construction

MECHANICAL DATA

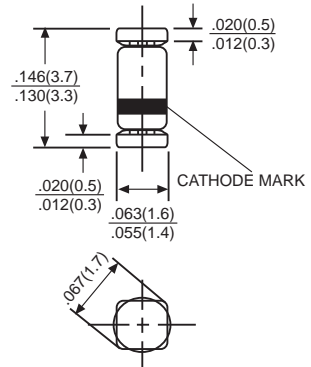
- * Case: Glass sealed case Quadro Melf
- * Terminals: Solder plated, solderable per MIL-STD-750, Method 2026 guaranteed
- * Polarity: Color band denotes cathode end
- * Mounting position: Any
- * Weight: 0.05 grams Approx.

MAXIMUM RATINGS AND ELECTRICAL CHARACTERISTICS

Ratings at 25 °C ambient temperature unless otherwise specified.
Single phase, half wave, 60 Hz, resistive or inductive load.
For capacitive load, derate current by 20%.



Quadro Melf



Dimensions in inches(millimeters)

	SYMBOL	VALUE	UNITS
Zener Current see Table "Characterisitics"			
Power Dissipation at Tamb=25°C	Ptot	500 ⁽¹⁾	mW
Junction Temperature	Tj	175	°C
Storage Temperature Range	Tstg	-55 to + 175	°C
Thermal Resistance Junction to Ambient Air	RthA	- - 0.3 ⁽¹⁾	K/mW Typ. Min. Max.
Forward Voltage at IF=100mA	VF	- - 1	Volts Typ. Min. Max.

1)Valid Provided that leads are kept at ambient temperature at a distance of 8 mm from case.

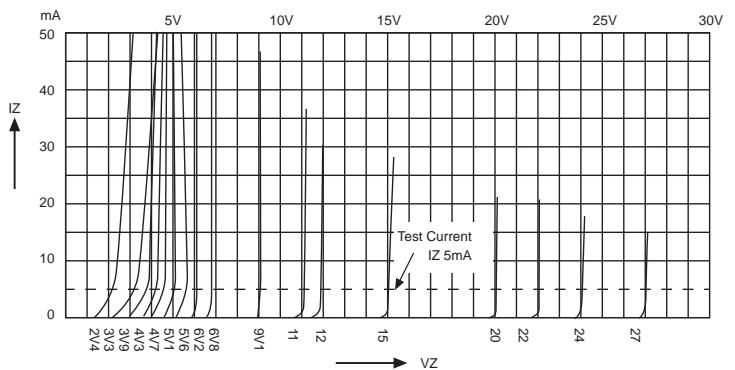
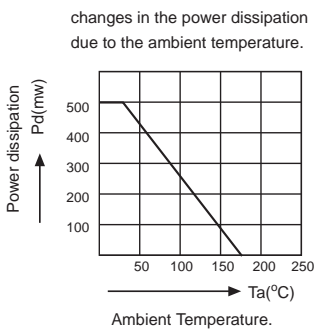
NOTE: Standard Zener Voltage Tolerance ± 5%

RATING AND CHARACTERISTIC CURVES (BZQ55C SERIES)

TYPE	Nominal Zener Voltage $V_Z @ I_Z T$		Zener Test Current $I_Z T$	Maximum Zener Impedance		I_{ZK}	Maximum Reverse Leakage Current		Typical Temperature Coefficient	Max. Zener Current $I_{ZM} @ T_A$
	Volts			$Z_{ZT} @ I_Z T$	$Z_{ZT} @ I_{ZK}$		$I_R @ V_R$			
			mA	Ohms	Ohms	mA	μA	Volts	% / °C	mA
BZQ55C2V4	2.28	2.56	5	85	600	1	50	1	-0.085	155
BZQ55C2V7	2.5	2.9	5	85	600	1	10	1	-0.080	135
BZQ55C3V0	2.8	3.2	5	85	600	1	4	1	-0.075	125
BZQ55C3V3	3.1	3.5	5	85	600	1	2	1	-0.070	115
BZQ55C3V6	3.4	3.8	5	85	600	1	2	1	-0.065	105
BZQ55C3V9	3.7	4.1	5	85	600	1	2	1	-0.060	95
BZQ55C4V3	4.0	4.6	5	75	600	1	1	1	± 0.055	90
BZQ55C4V7	4.4	5.0	5	60	600	1	0.5	1	± 0.030	85
BZQ55C5V1	4.8	5.4	5	35	550	1	0.1	1	± 0.030	80
BZQ55C5V6	5.2	6.0	5	25	450	1	0.1	1	+0.038	70
BZQ55C6V2	5.8	6.6	5	10	200	1	0.1	2	+0.045	64
BZQ55C6V8	6.4	7.2	5	8	150	1	0.1	3	+0.050	58
BZQ55C7V5	7.0	7.9	5	7	50	1	0.1	5	+0.058	53
BZQ55C8V2	7.7	8.7	5	7	50	1	0.1	6.2	+0.062	47
BZQ55C9V1	8.5	9.6	5	10	50	1	0.1	6.8	+0.068	43
BZQ55C10	9.4	10.6	5	15	70	1	0.1	7.5	+0.075	40
BZQ55C11	10.4	11.6	5	20	70	1	0.1	8.2	+0.076	36
BZQ55C12	11.4	12.7	5	20	90	1	0.1	9.1	+0.077	32
BZQ55C13	12.4	14.1	5	26	110	1	0.1	10	+0.079	29
BZQ55C15	13.8	15.6	5	30	110	1	0.1	11	+0.082	27
BZQ55C16	15.3	17.1	5	40	170	1	0.1	12	+0.083	24
BZQ55C18	16.8	19.1	5	50	170	1	0.1	13	+0.085	21
BZQ55C20	18.8	21.2	5	55	220	1	0.1	15	+0.086	20
BZQ55C22	20.8	23.3	5	55	220	1	0.1	16	+0.087	18
BZQ55C24	22.8	25.6	5	80	220	1	0.1	18	+0.088	16
BZQ55C27	25.1	28.9	5	80	220	1	0.1	20	+0.090	14
BZQ55C30	28	32	5	80	220	1	0.1	22	+0.091	13
BZQ55C33	31	35	5	80	220	1	0.1	24	+0.092	12
BZQ55C36	34	38	5	80	220	1	0.1	27	+0.093	11
BZQ55C39	37	41	2.5	90	500	1	0.1	30	+0.094	10

Breakdown characteristics

BZQ55-SERIES



DC COMPONENTS CO., LTD.