"Argent Angel" S3 Model PCB Soldering Power Transformers

LI017V4/2007

1. Features

① Fully-encapsulated printed circuit board being able to be directly welded and assembled. easy to use, perfect outline;
② Compact in structure, solid, vibration-proof, moisture-proof, flame-resistant, and high dielectric strength;
③ Low idle current, high power factor, good over input voltage capacity;
④ Compared with T Series, higher reliability, and better adaptability of the environment.
⑤ Built-in temperature protector, safer in application

2. Ambient Conditions

① Ambient temperature：-25℃～+70℃;
② Relative humidity：≤90% at 40℃;
③ Atmospheric pressure：860～1060mbar(650～800mmHg approximately);

3. Insulation Rating: Class F (155℃).

4. Safety Characteristics

① Dielectric resistance: >1000MΩ in normal condition;
② Insulation withstand voltages: 3750V (50HZ)/1 min;
③ Insulation impact strength: Continuously 20 times impact of 6KV (50HZ)/50μS;
④ Fire retardancy: In conformity with UL94-Vo;

5. Safety approval:

6. Rated Power

0.3VA

7. Rated Voltage

① Standard series：
Primary：220V±25%　　50Hz/60Hz
Secondary：
single output：6V, 7.5V, 9V, 12V, 15V, 18V, 21V, 24V, 27V
double output：2×6V, 2×7.5V, 2×9V, 2×12V, 2×15V, 2×18V, 2×21V, 2×24V, 2×27V
② Non-standard series: It can be customized based on customer's requirements.

8. Universal Technical Parameters of S Series Standard Product

No.	Model	Power	Idle Current	Idle Loss	Voltage Regulation Ratio	Temperature Rise	Weight (g)	Dimension L×W×H $(mm)^3$
15	**S3**	**3VA**	**≤8.0 mA**	**≤0.25W**	**≤15%**	**≤15℃**	**155**	**37.5×32×35**

9. Outline, Installation Dimension and Detailed Technical Parameters of S3 Standard Product

15. S3 (3VA)

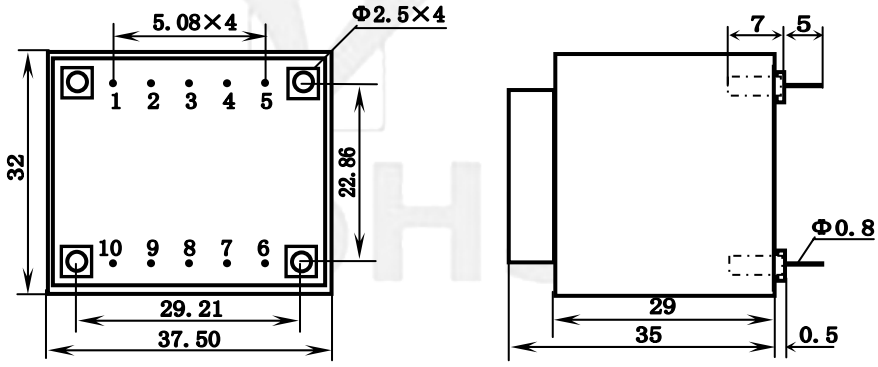

Primary pins	Primary voltage		Frequency	Primary current	
	Rating	Max.		Idle	Full load
1-5	220V	275V	50Hz/60Hz	≤8mA	≤18.2mA

Model	Windings	Secondary voltage		Secondary current (mA)	Secondary Pins	Equivalent internal resistance (Ω)
		Idle	Full load			
S3-01	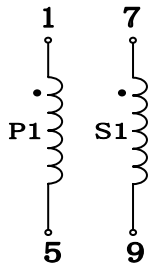 2,3,4,6,8,10 Not Used	7V	6V	500	7-9	2.6
S3-01B		8.8V	7.5V	400		4
S3-02		10.6V	9V	333		6
S3-03		14V	12V	250		10
S3-04		17.6V	15V	200		16.5
S3-05		21V	18V	167		24
S3-05B		24.6V	21V	143		32.5
S3-06		28V	24V	125		42.5
S3-06B		31.8V	27V	111		54
S3-07	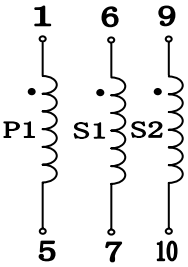 2,3,4,8 Not Used	2×7V	2×6V	2×250	6-7 9-10	2×5.2
S3-07B		2×8.8V	2×7.5V	2×200		2×8
S3-08		2×10.6V	2×9V	2×167		2×12
S3-09		2×14V	2×12V	2×125		2×20
S3-10		2×17.6V	2×15V	2×100		2×33
S3-11		2×21V	2×18V	2×83		2×48
S3-11B		2×24.6V	2×21V	2×71		2×65
S3-12		2×28V	2×24V	2×62.5		2×85
S3-12B		2×31.8V	2×27V	2×55.6		2×108