

*RoHS COMPLIANT



BOURNS®

Features

- Available in E12 values
- Height of 4.5 mm maximum
- Current rating to 9.3 amps
- Lead free
- RoHS compliant*

Applications

- Input/output of DC/DC converters
- Power supplies for:
 - Portable communication equipment
 - Camcorders
 - LCD TVs
 - Car radios

SRR1240 Series - Shielded SMD Power Inductors

Electrical Specifications

Bourns Part No.	Inductance 100 kHz		Q Typ.	Test Frequency (MHz)	SRF Typ. (MHz)	RDC Max. (mΩ)	I rms Max. (A)	I sat Typ. (A)
	(μH)	Tol. %						
SRR1240-1R0Y	1.0	± 30	10	7.96	85	7.0	9.30	9.20
SRR1240-1R5Y	1.5	± 30	16	7.96	80	9.5	9.20	9.00
SRR1240-2R4Y	2.4	± 30	10	7.96	54	11.5	8.00	7.80
SRR1240-3R3Y	3.3	± 30	14	7.96	43	15.0	6.80	6.50
SRR1240-3R9Y	3.9	± 30	14	7.96	39	15.0	6.35	6.20
SRR1240-4R7M	4.7	± 20	16	7.96	33	18.0	6.00	5.60
SRR1240-5R6M	5.6	± 20	14	7.96	35	20.0	5.40	5.10
SRR1240-6R8M	6.8	± 20	14	7.96	34	23.0	5.20	4.70
SRR1240-8R2M	8.2	± 20	10	7.96	32	27.0	4.50	4.30
SRR1240-100M	10.0	± 20	17	2.52	27	32.0	4.00	4.00
SRR1240-120M	12.0	± 20	16	2.52	25	38.0	3.80	3.60
SRR1240-150M	15.0	± 20	16	2.52	22	47.0	3.50	3.20
SRR1240-180M	18.0	± 20	14	2.52	20	55.0	3.20	3.00
SRR1240-220M	22.0	± 20	18	2.52	16	67.5	3.00	2.60
SRR1240-270M	27.0	± 20	16	2.52	15.5	85.0	2.55	2.35
SRR1240-330M	33.0	± 20	19	2.52	15	97.0	2.30	2.10
SRR1240-390M	39.0	± 20	14	2.52	14	120.0	2.15	2.00
SRR1240-470M	47.0	± 20	19	2.52	13	135.0	2.00	1.80
SRR1240-560M	56.0	± 20	16	2.52	12	170.0	1.80	1.65
SRR1240-680M	68.0	± 20	19	2.52	11	200.0	1.50	1.50
SRR1240-820M	82.0	± 20	16	2.52	10	250.0	1.35	1.35
SRR1240-101M	100.0	± 20	14	0.796	8	300.0	1.25	1.20
SRR1240-121K	120.0	± 10	12	0.796	7.8	370.0	1.20	1.15
SRR1240-151K	150.0	± 10	12	0.796	7.5	440.0	1.10	1.05
SRR1240-181K	180.0	± 10	12	0.796	7.0	550.0	0.98	0.95
SRR1240-221K	220.0	± 10	12	0.796	6.6	660.0	0.92	0.90
SRR1240-271K	270.0	± 10	10	0.796	6.0	780.0	0.80	0.80
SRR1240-331K	330.0	± 10	12	0.796	5.5	950.0	0.75	0.75
SRR1240-391K	390.0	± 10	12	0.796	5.0	1150.0	0.70	0.65
SRR1240-471K	470.0	± 10	12	0.796	4.5	1350.0	0.62	0.60
SRR1240-561K	560.0	± 10	12	0.796	4.0	1500.0	0.55	0.52
SRR1240-681K	680.0	± 10	14	0.796	3.8	2000.0	0.50	0.48
SRR1240-821K	820.0	± 10	10	0.796	3.5	2400.0	0.45	0.42
SRR1240-102K	1000.0	± 10	16	0.252	2.8	3000.0	0.42	0.40

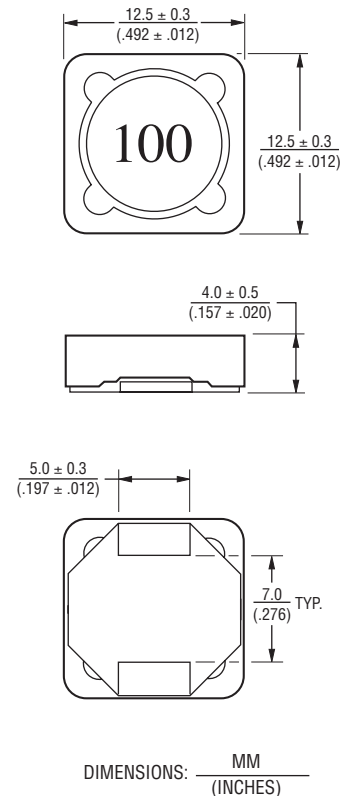
General Specifications

Test Voltage.....0.1 V
 Reflow Soldering ...230 °C, 50 sec. max.
 Operating Temperature ...-40 °C to +125 °C
 (Temperature rise included)
 Storage Temperature...-40 °C to +125 °C
 Resistance to Soldering Heat
260 °C for 10 sec.

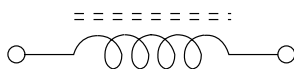
Materials

CoreFerrite DR and RI
 WireEnameled copper wire 130
 Terminal.....Cu/Ni/Sn
 Rated Current
Ind. drop 25 % typ. at Isat
 Temperature Rise40 °C max.
 at rated Irms
 Packaging800 pcs. per reel

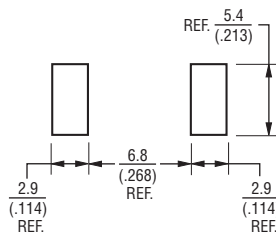
Product Dimensions



Electrical Schematic



Recommended Layout

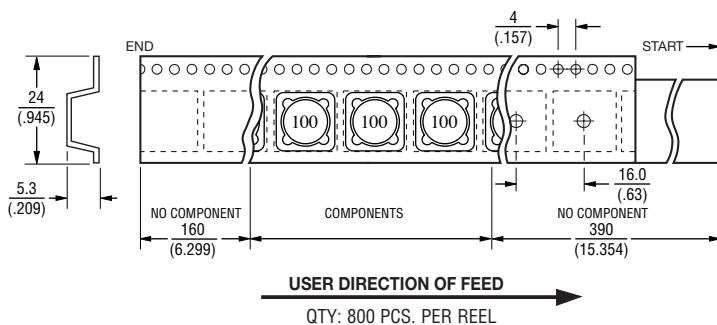
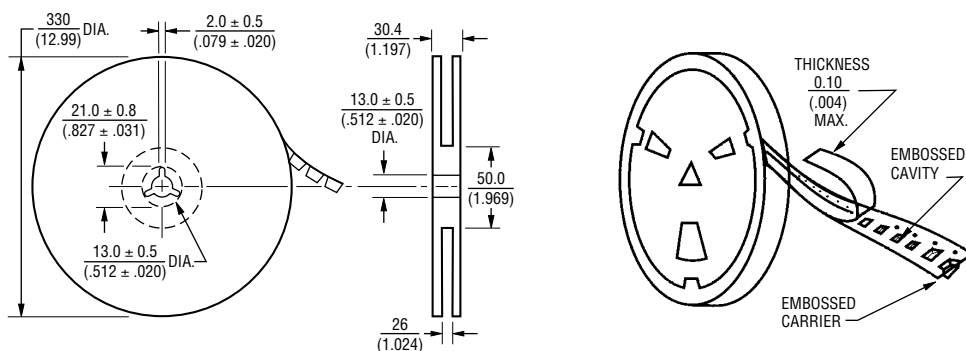


*RoHS Directive 2002/95/EC Jan 27 2003 including Annex
 Specifications are subject to change without notice.
 Customers should verify actual device performance in their specific applications.

SRR1240 Series - Shielded SMD Power Inductors

BOURNS®

Packaging Specifications



DIMENSIONS: $\frac{\text{MM}}{\text{(INCHES)}}$

REV. 06/09

Specifications are subject to change without notice.

Customers should verify actual device performance in their specific applications.