

NINGBO TIANBO GANGLIAN ELECTRONICS CO.,LTD

HJR-7FF

SPECIFICATION

FILE NUMBER: T810S-P003A

DATE: 2004/06/25

■ CONTACT DATA

Contact Form	1A/1C	
Contact Material	Silver Alloy	
Contact Ratings	1A:10A 240VAC 12A 120VAC/24VDC	1C:10A 120VAC 7A 240VAC/24VDC
Max Switching Voltage	250VAC/30VDC	
Max Switching Current	12A	
Max Switching Power	2770VA/240W	
Contact Resistance	100m Ω Max	at 6VDC 1A
Life Expectancy Electrical	100,000	Operations(at30Operations/minute)
Machanical	10,000,000	Operations

■ GENERAL DATA

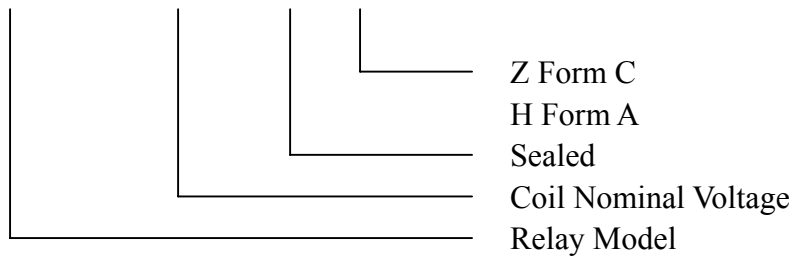
Insulation Resistance	100M Ω Min at 500VDC	
Dielectric Strength Between Open Contacts	750VAC(for one minute)	
Between Contacts and coil	1500VAC(for one minute)	
Operate Time	10ms	
Release Time	5ms	
Temperature Range	-40 $^{\circ}$ C to +70 $^{\circ}$ C	
Shock Resistance	Operating Extremes	10G
	Damage Limits	100G
Vibration Resistance	10-55Hz,1.5mm	
Humidity	40-85%	
Weight	Approx 10g	
Safety Standard	UL:E173485	

■ COIL DATA

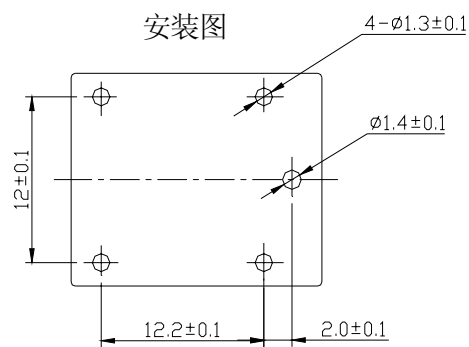
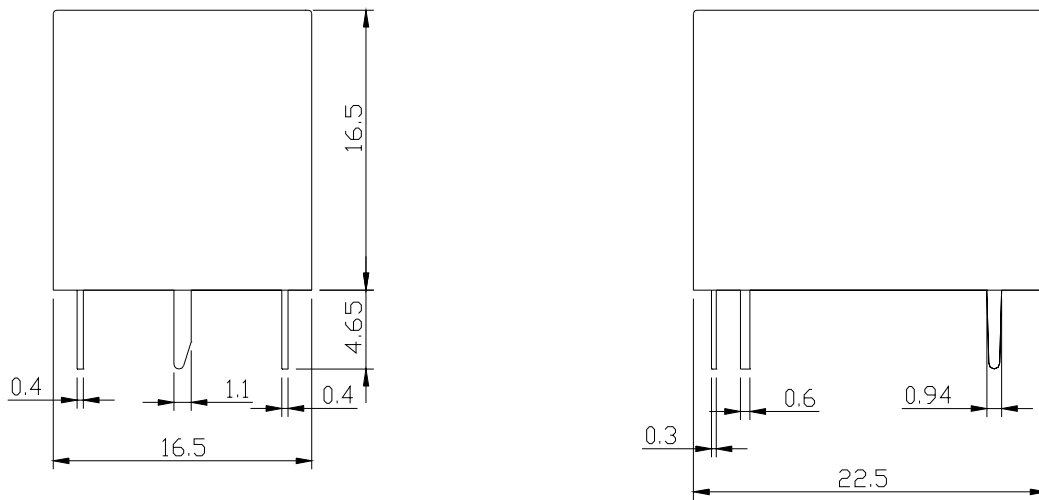
Nominal Voltage (VDC)	Coil Resistance at 20 $^{\circ}$ C \pm 10% (Ω)		Max Operate Voltage VDC	Min Release Voltage VDC	Max Applicable Voltage VDC
	0.36W	0.45W			
3	25		2.25	0.3	3.9
5	70		3.75	0.5	6.5
6	100		4.5	0.6	7.8
9	225		6.75	0.9	11.7
12	400		9	1.2	15.6
24	1600		18	2.4	31.2
48	6400 \pm 15%	5100 \pm 15%	36	4.8	62.4

ORDERING CODE

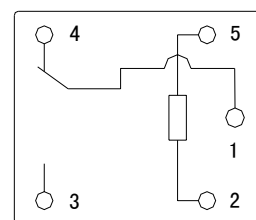
HJR-7FF—12VDC—S—Z



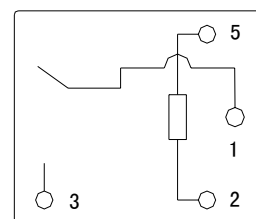
OVERALL AND MOUNTING DIMENSIONS



接线图



Form C



Form A